

PANIC BAR INTERFACE – EXIT DEVICE

MIWA Canada

Phone - 450 984 1113
800 724 5904

Fax - 450 984 2831
800 724 2910

info@miwacanada.com
www.miwacanada.com

ALV2 (ALVB) series/ Peripherals

Panic Bar Interface



Rim & Surface Mounted Vertical Rod Panic Options:

The commercial grade 1 exit device is designed for institutional and commercial uses such as educational, health care, industrial, and hospitality facilities where long lasting, highly durable product is required.

Performance Features

- Tested and certified to significantly exceed 1,000,000 cycles—well above the requirements for Grade 1 certification.
- Thru-Bolted trim design for increased security and durability.
- Consistent styling to match any décor.
- Tested and Certified.
- ANSI/BHMA A156.3 Series Grade 1
- UL/cUL Listed (3 hours)
- UL10C/UBC 7-2
- UL305 for Panic Hardware
- ANSI A117.1 (ADA Compliant)
- ALVB Available with Mobile key option.

Tested and Certified

- ANSI/BHMA a156.3 Series Grade 1
- UL Listed for Panic Exit
- Non Handed



RIM Exit Device



Vertical Rod Exit Device



Out door side : ALV2(ALVB)-P type

MIWA Canada

Phone - 450 984 1113
800 724 5904

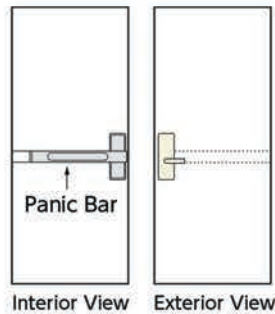
Fax - 450 984 2831
800 724 2910

info@miwacanada.com
www.miwacanada.com

Specifications

Finish available for pushbar	Satin Chrome, Polished Chrome, Satin Brass, Antique / Dark Brown
Finish available for Miwa exit device kit	Satin Stainless (ST) / Polished Stainless (SB) / Satin Brass (BS) / Polished Brass (YB) / Mid Bronze (CB)
Reader	RFID (ISO 14443-A) compatible
Systems	ALV2(ALVB)
Handing	left hand reverse-right hand reverse
Door requirements	1-3/4" to 2-1/4"
Door types	wood, hollow metal, fiberglass, or aluminum
Door width	36" stock - 48" available at additional cost
Door height without rod extensions	7" standard with 84" rods - extensions available at additional cost
Stile width	5" minimum

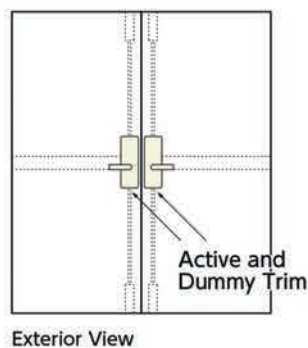
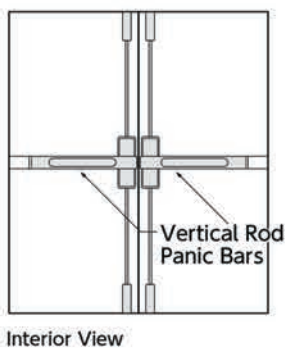
Diagram



RIM Exit Device

Kit Components:

- Miwa ALV2(ALVB) Lock Trim
- Rim Panic Bar
- Mounting Hardware
- Mounting Plate



Vertical Rod Exit Device

Kit Components:

- Miwa ALV2(ALVB) Lock Trim
- Surface V/R Panic Bar
- Mounting Hardware
- Mounting Plate